

Master Writing Numbers 11 to 20 in Numerals

Rationale

In this step, pupils will build on their understanding of writing numbers to 10. They will connect their skills of writing the numerals 0 to 9 to write the numbers 11 to 20. Pupils will write the numbers 11 to 20 in numerals to match given representations and verbal instructions.



Key Stem Sentences

- The number is ____
- There are ____ tens, so first I will write ____
- There are ____ ones, so next I will write ____



Key Vocabulary

- tens
- ones
- write
- 11 / 12 / 13 / 14 / 15 / 16 / 17 / 18 / 19 / 20



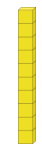
Common Errors or Misconceptions

- Pupils may incorrectly form digits. For example, they could be written backwards or upside down. Numbers such as '6' could be written as '9'.
- Pupils may leave too much or not enough space between digits.



Key Representations

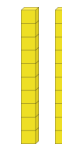
Dienes



There is 1 ten, so first I will write 1

There are 2 ones, so next I will write 2

The number in numerals is 12




There are 2 tens, so first I will write 2

There are no ones, so next I will write 0

The number in numerals is 20

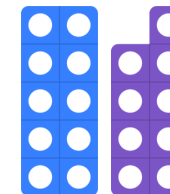
Numicon



There is 1 ten, so first I will write 1

There are 5 ones, so next I will write 5

The number in numerals is 15



There is 1 ten, so first I will write 1

There are 9 ones, so next I will write 9

The number in numerals is 19



Pupils will FLOURISH if they can...

- accurately write the numbers 11 to 20 in numerals to match given representations.
- accurately write the numbers 11 to 20 in numerals to match given verbal instructions.
- explain their understanding using verbal sentences and concrete apparatus.

