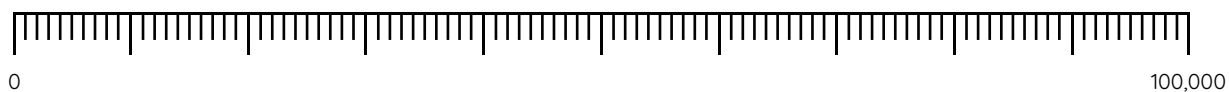


# Master The Number Line to 100,000

## Fluency 1

Complete the stem sentence.

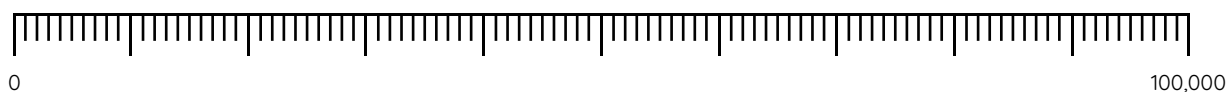


The value of each major interval is \_\_\_\_\_

The value of each minor interval is \_\_\_\_\_

## Fluency 2

Position the numbers onto the number line.



40,000

78,000

23,000

6,000

19,000

51,000

## Fluency 3

Complete the stem sentences and estimate the position of the numbers on the number line.

\_\_\_\_\_ is the mid-point.

\_\_\_\_\_ and \_\_\_\_\_ are between 0 and 50,000

\_\_\_\_\_ and \_\_\_\_\_ are between 50,000 and 100,000

97,000

10,000

62,000

34,000



Reasoning, answers and teaching slides are available with a subscription.



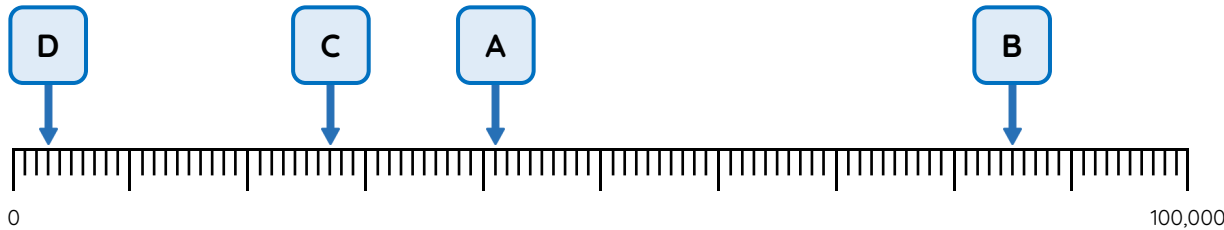
Fluency




# Master The Number Line to 100,000

## Fluency 4

What numbers are represented by the arrows on each number line?



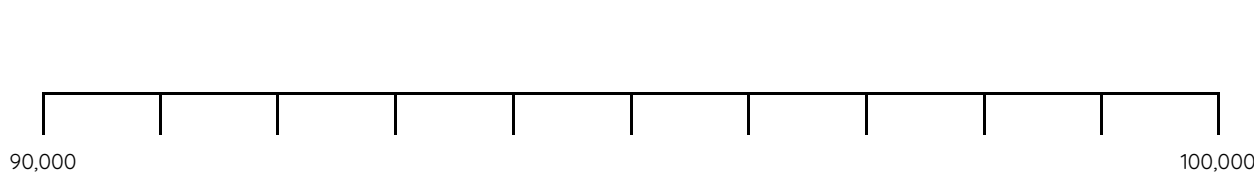
A		B	
C		D	



E		F	
G		H	

## Fluency 5

Position the numbers onto the number line.



95,000	99,000
96,000	93,000

Reasoning, answers and teaching slides are available with a subscription.



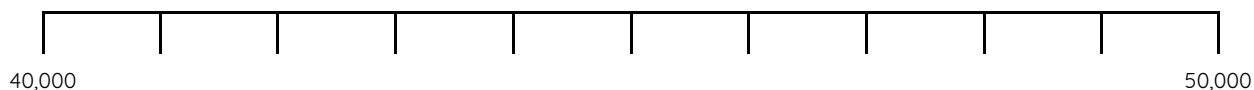
Fluency



# Master The Number Line to 100,000

## Fluency 6

Estimate the position of the numbers and place them on the number line.

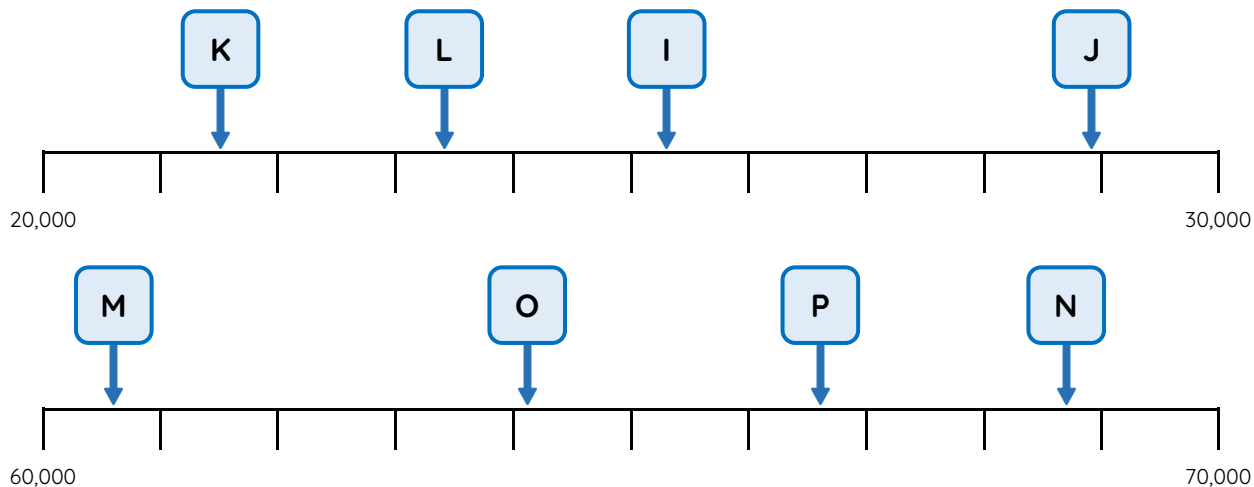


45,900	47,200	43,500
--------	--------	--------

Write a stem sentence to describe how you positioned each number.

## Fluency 7

What numbers are represented by the arrows on each number line?



I		J	
K		L	
M		N	
O		P	

Reasoning, answers and teaching slides are available with a subscription.

Fluency

